


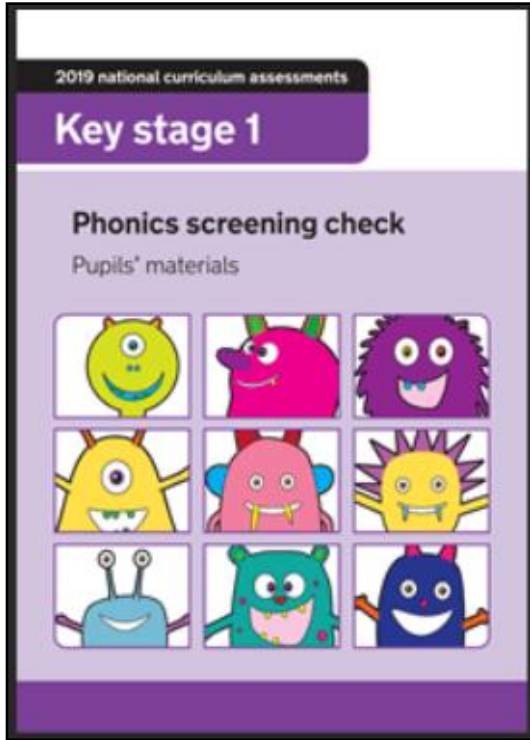
Year 1 Phonics Screening Check Meeting

Friday 8th November

Mrs Free



The national phonics screening test was introduced in 2012 to all Year 1 pupils. It is a short, statutory assessment to confirm whether individual pupils have learnt phonic decoding to an appropriate standard. It aims to identify the children who need extra help so that they can be given support to improve their reading skills.



Section 1

bem	
dax	
kig	
eld	

Page 3 of 24

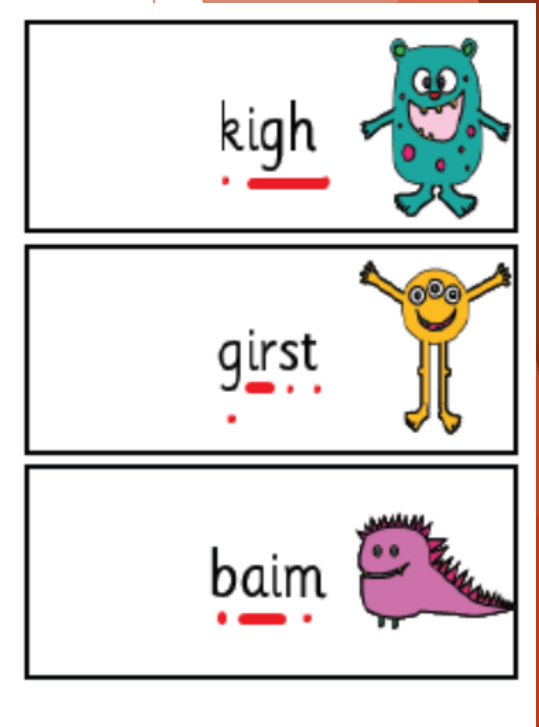
Section 2

globe
teams
bowl
chase

Page 17 of 24

Year 1 Phonics Screening Check

- ▶ Week beginning 9th June 2025
- ▶ Children will read 40 words (20 real words and 20 non-words/pseudo words)
- ▶ Takes approximately 10 minutes to complete
- ▶ Completed one to one with a teacher
- ▶ Children are allowed to draw sound buttons to help them decode the words, however the adult administering the assessment is not able to draw these for the child
- ▶ Children must segment and blend the word independently
- ▶ Children can revise their attempt at a word; however, adults can not prompt the child to 'have another go'



Year 1 Phonics Screening Check

- ▶ Nonsense or non-words check that children will be able to read sounds they know in unfamiliar words
- ▶ Children who can read nonsense words will, very soon, be able to read any new word
- ▶ Reading underpins the whole curriculum and daily life.

How many times have you read today?

Section 1

bem	
dax	
kig	
eld	

Page 3 of 24

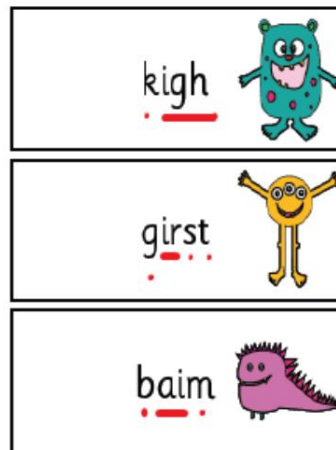
Year 1 Phonics Screening Check

- ▶ The pass mark for the assessment will not be released until after the tests have been administered
- ▶ By the end of the summer term schools must report their child's results to parents
- ▶ Schools must also report the results of the screening check to the Local Authority
- ▶ Results will be shared with you in your child's end of year report
- ▶ Children who do not reach the expected level in June will need to retake the test when they are in Year 2

How can I support my child?

Phonics works best when children are given plenty of encouragement and learn to enjoy reading and books. Parents play a very important part in helping with this.

- ▶ Read with your child daily
- ▶ Practise the phonics sound cards and word cards, which are sent home by Mrs Sweeney
- ▶ Use the phonics guidance sheet sent home from Mrs Sweeney to practise with your child at home.



Ask your child to draw 'sound buttons' underneath each sound, to show they can correctly identify each one.

Say all the sounds individually then put the word together.

k - igh = kigh

g - ir - s - t = girst

b - ai - m = baim



Thank you